

PLANTAR FASCIITIS

ADVICE, STRETCHING & STRENGTHENING




PLANTAR FASCIA ICE MASSAGE

Place a frozen water bottle on the floor and roll the bottle back and forth under your foot for 10 minutes. Do this at the end of each day and after activity.

SETS & REPS: 10 mins

FREQUENCY: Daily




GASTROCNEMIUS STRETCH

Pressing against a wall with your front leg bent and back leg straight, lean your body forward until you feel a stretch in the calf of your back leg. Hold.

SETS & REPS: 30sec hold

FREQUENCY: 1-3 x day



PLANTAR FASCIA STRETCH

Place your toes in a flexed position up against a step. Slowly bend your knee until you feel a stretch. Hold.

SETS & REPS: 30sec hold

FREQUENCY: 1-3 x day

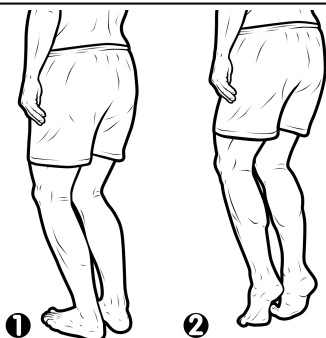


TOWEL SCRUNCHING

Sitting on a chair with your foot on a towel. Curl your toes to grab and scrunch the towel towards you. Do not move your thigh or knee to move the towel. To make the exercise more difficult, place a weight on the end of the towel.

SETS & REPS: 3 x 15

FREQUENCY: Daily



CALF STRENGTHENING

Standing with both knees bent (1), slowly rise up onto your toes as far as you can while maintaining the bend at your knees (2). Slowly lower and repeat. Ensure your heels do not move sideways during the exercise.


SETS & REPS: 3 x 10

FREQUENCY: Daily

PLANTAR FASCIITIS

ADVICE, STRETCHING & STRENGTHENING


1



PGM CLAMS


Lie on your side with your hips bent to 45° and your knees flexed to 90°
(1). Raise your top knee as high as you can without your hips rolling back
(2). Slowly lower and repeat.

2



SETS & REPS: 3 x 10

FREQUENCY: 2-3 x week



INNER RANGE HIP EXTENSION

Lie on a table with your leg bent over the side and a stool under your foot. Place your hand on your gluteals to palpate the contraction as you push through your foot, attempting to raise your hip off the table. Hold the contraction for 5 seconds. Relax and repeat.

SETS & REPS: 3 x 10 reps

FREQUENCY: 2-3 x week